

If you experience difficulty when logging into the SORA system and you receive an error message you must take the following steps to allow your computer access to the SORA site. These steps are for Internet Explorer only.

The screenshot shows an Internet Explorer browser window with the URL <https://eapps.njsp.org/applicant/intbaggi/create-account-submit.do>. The browser displays a 'Certificate error' warning. The page header includes the New Jersey State Police logo and the text 'Security Agency / Instructor / Officer Application Process'. Below the header is a yellow bar with 'Helpful Links'. The main content area contains the following text:

If you receive an error message when logging into SORA you must change your Internet Explorer settings.

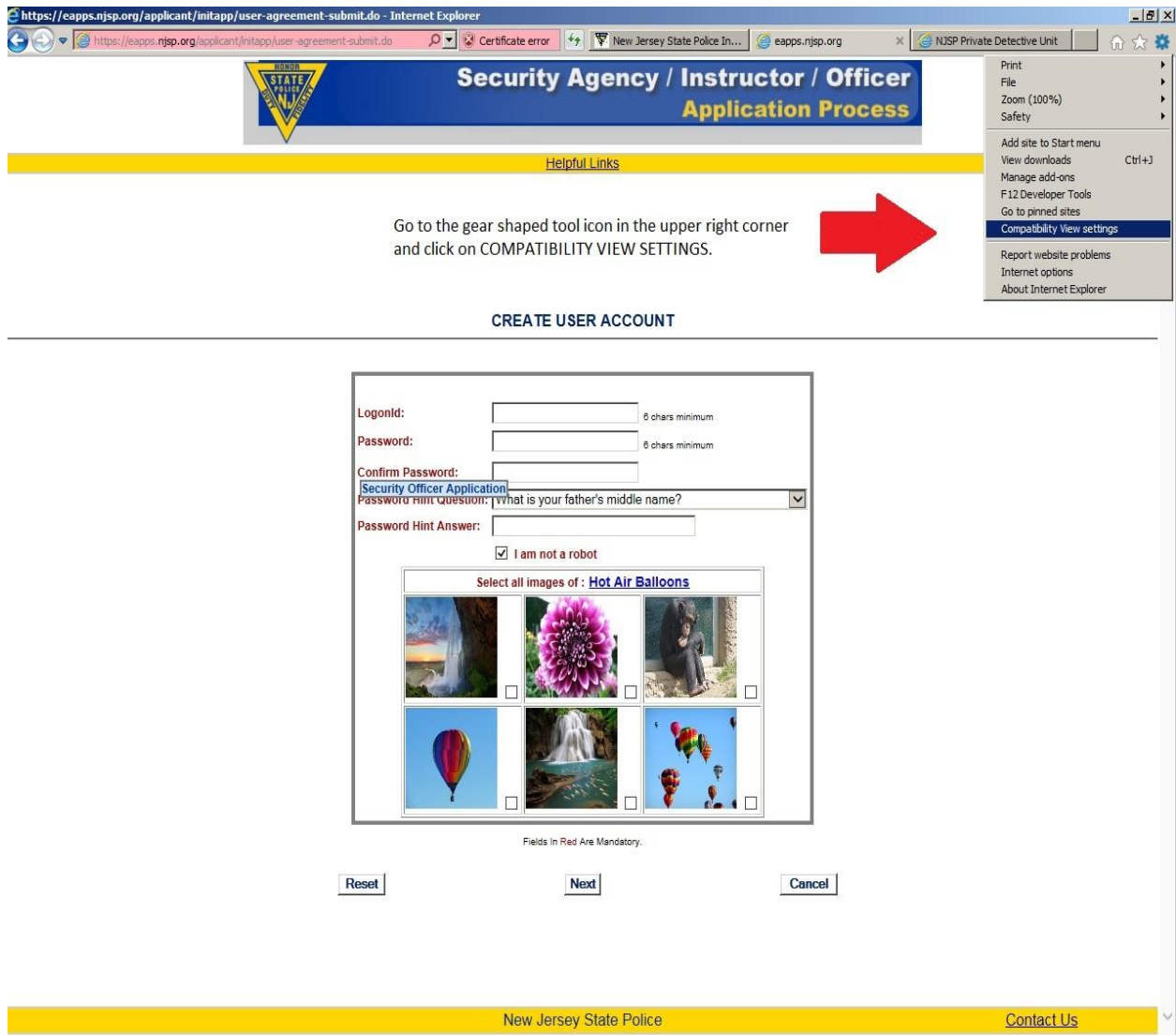
A red arrow points to the error message: 'One or more of the selected images are invalid. Please try again.' Below this is a 'CREATE USER ACCOUNT' button.

The 'Security Officer Application' form includes the following fields:

- LogonID: SORA (6 chars minimum)
- Password: SORA123 (6 chars minimum)
- Confirm Password: SORA123
- Password Hint Question: What is your favorite color? (dropdown menu)
- Password Hint Answer: blue
- I am not a robot

At the bottom of the form are 'Reset', 'Next', and 'Cancel' buttons. The footer of the page reads 'New Jersey State Police' and 'Contact'.

Click the gear shaped icon in the upper right corner of the screen and go to COMPATIBILITY VIEW SETTINGS.









The screenshot shows an Internet Explorer browser window with the URL <https://eapps.njsp.org/applicant/initapp/user-agreement-submit.do>. The page title is "Security Agency / Instructor / Officer Application Process". A yellow banner at the top contains the text "Helpful Links". Below this, a red arrow points to the gear icon in the browser's menu bar, which is open to the "Compatibility View settings" option.

Go to the gear shaped tool icon in the upper right corner and click on COMPATIBILITY VIEW SETTINGS.

**CREATE USER ACCOUNT**

LogonId:  6 chars minimum  
Password:  6 chars minimum  
Confirm Password:   
Security Officer Application  
Password hint question:  What is your father's middle name?  
Password Hint Answer:   
 I am not a robot

Select all images of : **Hot Air Balloons**

		
<input type="checkbox"/>	<input type="checkbox"/>	<input type="checkbox"/>
		
<input type="checkbox"/>	<input type="checkbox"/>	<input type="checkbox"/>

Fields In Red Are Mandatory.

New Jersey State Police [Contact Us](#)

Type in the following address: **eapps.njsp.org/**

Ensure that both boxes are checked, then click the ADD button, and then click CLOSE. Refresh or restart your computer and log into the SORA system.

Compatibility View Settings

Change Compatibility View Settings

Add this website:  
eapps.njsp.org/ Add

Websites you've added to Compatibility View:  
njsp.org Remove

Display intranet sites in Compatibility View  
 Use Microsoft compatibility lists  
Learn more by reading the [Internet Explorer privacy statement](#)

Close

Security Agency / Instructor / Officer  
Application Process

Helpful Links

Type in the following address: eapps.njsp.org/  
Ensure that both boxes are checked, then click  
the ADD button, and then click CLOSE.

CREATE USER ACCOUNT

Logonid:  8 chars minimum  
Password:  8 chars minimum  
Confirm Password:   
Security Officer Application  
Password Hint Question:  what is your father's middle name?  
Password Hint Answer:   
 I am not a robot

Select all images of: Hot Air Balloons

Fields In Red Are Mandatory.

Reset Next Cancel

New Jersey State Police Contact Us